





























1. Who are you? (Optional)









		Response Percent	Response Count
Name:		98.3%	2,274
Organization:		74.6%	1,726
E-mail:		93.4%	2,161
		answered question	2,313
		skipped question	1,082

2. What is your country of residence?

		Response Percent	Response Count
ac – Ascension Island	█	0.1%	4
ad – Andorra	█	0.1%	2
ae – United Arab Emirates	█	0.0%	1
af – Afghanistan		0.0%	0
ag – Antigua and Barbuda		0.0%	0
ai – Anguilla	█	0.0%	1
al – Albania		0.0%	0
am – Armenia		0.0%	0
an – Netherlands Antilles	█	0.0%	1
ao – Angola		0.0%	0
aq – Antarctica		0.0%	0
ar – Argentina	█	0.4%	12
as – American Samoa		0.0%	0
at – Austria	█	0.9%	29
au – Australia	█	3.4%	116
aw – Aruba	█	0.0%	1
ax – Åland Islands		0.0%	0
az – Azerbaijan		0.0%	0
ba – Bosnia and Herzegovina		0.0%	0
bb – Barbados		0.0%	0
bd – Bangladesh		0.0%	0
be – Belgium	█	4.4%	149
bf – Burkina Faso		0.0%	0

bg – Bulgaria		0.7%	23
bh – Bahrain		0.0%	1
bi – Burundi		0.0%	0
bj – Benin		0.0%	0
bm – Bermuda		0.0%	0
bn – Brunei Darussalam		0.1%	2
bo – Bolivia		0.1%	2
br – Brazil		0.8%	26
bs – Bahamas		0.0%	0
bt – Bhutan		0.0%	0
bv – Bouvet Island		0.0%	1
bw – Botswana		0.0%	0
by – Belarus		0.1%	2
bz – Belize		0.0%	0
ca – Canada		6.4%	218
cc – Cocos (Keeling) Islands		0.0%	0
cd – Congo, The Democratic Republic of the		0.0%	0
cf – Central African Republic		0.0%	0
cg – Congo, Republic of		0.0%	0
ch – Switzerland		1.0%	35
ci – Cote d'Ivoire		0.0%	1
ck – Cook Islands		0.0%	0
cl – Chile		0.2%	6
cm – Cameroon		0.0%	1
cn – China		0.4%	14

co – Colombia		0.1%	4
cr – Costa Rica		0.2%	7
cu – Cuba		0.0%	0
cv – Cape Verde		0.0%	0
cx – Christmas Island		0.0%	0
cy – Cyprus		0.0%	0
cz – Czech Republic		1.1%	37
de – Germany		4.5%	153
dj – Djibouti		0.0%	0
dk – Denmark		1.7%	59
dm – Dominica		0.0%	0
do – Dominican Republic		0.0%	0
dz – Algeria		0.1%	2
ec – Ecuador		0.0%	0
ee – Estonia		0.1%	5
eg – Egypt		0.1%	3
eh – Western Sahara		0.0%	0
er – Eritrea		0.0%	0
es – Spain		1.8%	62
et – Ethiopia		0.0%	0
eu – European Union		0.1%	3
fi – Finland		0.9%	31
fj – Fiji		0.0%	1
fk – Falkland Islands (Malvinas)		0.0%	0
fm – Micronesia, Federated States of		0.0%	0

fo – Faroe Islands		0.0%	0
fr – France		2.8%	95
ga – Gabon		0.0%	0
gb – United Kingdom		1.1%	39
gd – Grenada		0.0%	0
ge – Georgia		0.0%	0
gf – French Guiana		0.0%	0
gg – Guernsey		0.0%	1
gh – Ghana		0.0%	1
gi – Gibraltar		0.0%	0
gl – Greenland		0.0%	0
gm – Gambia		0.0%	0
gn – Guinea		0.0%	0
gp – Guadeloupe		0.0%	0
gq – Equatorial Guinea		0.0%	0
gr – Greece		0.6%	21
gs – South Georgia and the South Sandwich Islands		0.0%	0
gt – Guatemala		0.0%	1
gu – Guam		0.0%	0
gw – Guinea-Bissau		0.0%	0
gy – Guyana		0.0%	0
hk – Hong Kong		0.3%	9
hm – Heard and McDonald Islands		0.0%	0
hn – Honduras		0.0%	0
hr – Croatia/Hrvatska		0.3%	10

ht – Haiti		0.0%	0
hu – Hungary	▮	0.9%	32
id – Indonesia	▮	0.3%	9
ie – Ireland	▮	0.4%	15
il – Israel	▮	0.4%	12
im – Isle of Man		0.0%	0
in – India	▮	2.0%	67
io – British Indian Ocean Territory		0.0%	0
iq – Iraq		0.0%	0
ir – Iran, Islamic Republic of	▮	0.3%	10
is – Iceland	▮	0.0%	1
it – Italy	▮	1.4%	48
je – Jersey		0.0%	0
jm – Jamaica	▮	0.1%	2
jo – Jordan	▮	0.1%	4
jp – Japan	▮	0.4%	14
ke – Kenya	▮	0.0%	1
kg – Kyrgyzstan		0.0%	0
kh – Cambodia	▮	0.0%	1
ki – Kiribati	▮	0.0%	1
km – Comoros		0.0%	0
kn – Saint Kitts and Nevis		0.0%	0
kp – Korea, Democratic People's Republic		0.0%	0
kr – Korea, Republic of		0.0%	0
kw – Kuwait		0.0%	0

ky – Cayman Islands	█	0.0%	1
kz – Kazakhstan		0.0%	0
la – Lao People's Democratic Republic		0.0%	0
lb – Lebanon		0.0%	0
lc – Saint Lucia		0.0%	0
li – Liechtenstein		0.0%	0
lk – Sri Lanka	█	0.0%	1
lr – Liberia		0.0%	0
ls – Lesotho		0.0%	0
lt – Lithuania	█	0.1%	5
lu – Luxembourg	█	0.0%	1
lv – Latvia	█	0.1%	4
ly – Libyan Arab Jamahiriya		0.0%	0
ma – Morocco	█	0.1%	4
mc – Monaco	█	0.0%	1
md – Moldova, Republic of	█	0.0%	1
me – Montenegro		0.0%	0
mg – Madagascar	█	0.0%	1
mh – Marshall Islands		0.0%	0
mk – Macedonia, The Former Yugoslav Republic of	█	0.0%	1
ml – Mali		0.0%	0
mm – Myanmar		0.0%	0
mn – Mongolia		0.0%	0
mo – Macao		0.0%	0
mp – Northern Mariana Islands		0.0%	0

mq – Martinique		0.0%	0
mr – Mauritania		0.0%	0
ms – Montserrat		0.0%	0
mt – Malta	█	0.0%	1
mu – Mauritius	█	0.1%	2
mv – Maldives		0.0%	0
mw – Malawi		0.0%	0
mx – Mexico	█	0.4%	14
my – Malaysia	█	0.1%	5
mz – Mozambique		0.0%	0
na – Namibia	█	0.0%	1
nc – New Caledonia		0.0%	0
ne – Niger		0.0%	0
nf – Norfolk Island		0.0%	0
ng – Nigeria	█	0.1%	4
ni – Nicaragua	█	0.0%	1
nl – Netherlands	█	3.8%	128
no – Norway	█	0.8%	28
np – Nepal	█	0.0%	1
nr – Nauru		0.0%	0
nu – Niue		0.0%	0
nz – New Zealand	█	0.9%	32
om – Oman	█	0.0%	1
pa – Panama	█	0.0%	1
pe – Peru	█	0.3%	9
pf – French Polynesia		0.0%	0

pg – Papua New Guinea		0.0%	0
ph – Philippines	▮	0.4%	15
pk – Pakistan	▮	0.1%	5
pl – Poland	▮	0.6%	20
pm – Saint Pierre and Miquelon		0.0%	0
pn – Pitcairn Island		0.0%	0
pr – Puerto Rico		0.0%	0
ps – Palestinian Territory, Occupied		0.0%	0
pt – Portugal	▮	0.5%	18
pw – Palau		0.0%	0
py – Paraguay		0.0%	0
qa – Qatar	▮	0.3%	11
re – Reunion Island	▮	0.0%	1
ro – Romania	▮	0.4%	14
rs – Serbia	▮	0.2%	7
ru – Russian Federation	▮	0.9%	32
rw – Rwanda		0.0%	0
sa – Saudi Arabia		0.0%	0
sb – Solomon Islands		0.0%	0
sc – Seychelles		0.0%	0
sd – Sudan		0.0%	0
se – Sweden	▮	1.5%	51
sg – Singapore	▮	0.4%	13
sh – Saint Helena		0.0%	0
si – Slovenia	▮	0.3%	10

sj – Svalbard and Jan Mayen Islands		0.0%	0
sk – Slovak Republic	█	0.5%	18
sl – Sierra Leone		0.0%	0
sm – San Marino		0.0%	0
sn – Senegal	█	0.1%	3
so – Somalia	█	0.0%	1
sr – Suriname		0.0%	0
st – Sao Tome and Principe		0.0%	0
su – Soviet Union		0.0%	0
sv – El Salvador		0.0%	0
sy – Syrian Arab Republic	█	0.1%	2
sz – Swaziland		0.0%	0
tc – Turks and Caicos Islands		0.0%	0
td – Chad		0.0%	0
tf – French Southern Territories		0.0%	0
tg – Togo		0.0%	0
th – Thailand	█	0.3%	10
tj – Tajikistan		0.0%	0
tk – Tokelau		0.0%	0
tl – Timor-Leste		0.0%	0
tm – Turkmenistan		0.0%	0
tn – Tunisia	█	0.1%	4
to – Tonga		0.0%	0
tp – East Timor		0.0%	0
tr – Turkey	█	0.3%	9

tt – Trinidad and Tobago		0.0%	1
tv – Tuvalu		0.0%	0
tw – Taiwan		0.1%	3
tz – Tanzania		0.0%	1
ua – Ukraine		0.5%	17
ug – Uganda		0.1%	4
uk – United Kingdom		8.3%	282
um – United States Minor Outlying Islands		0.0%	1
us – United States		33.6%	1,141
uy – Uruguay		0.1%	3
uz – Uzbekistan		0.0%	1
va – Holy See (Vatican City State)		0.0%	0
vc – Saint Vincent and the Grenadines		0.0%	0
ve – Venezuela		0.0%	1
vg – Virgin Islands, British		0.0%	0
vi – Virgin Islands, U.S.		0.0%	0
vn – Vietnam		0.1%	2
vu – Vanuatu		0.0%	0
wf – Wallis and Futuna Islands		0.0%	0
ws – Samoa		0.0%	0
ye – Yemen		0.0%	0
yt – Mayotte		0.0%	0
yu – Yugoslavia		0.0%	1
za – South Africa		1.1%	36
zm – Zambia		0.0%	0

zw – Zimbabwe	0.0%	0
answered question		3,395
skipped question		0






3. How would you classify your current role? (Choose up to three answers that describe you best.)

		Response Percent	Response Count
Product manager		2.7%	92
Site builder		56.1%	1,892
Developer		62.3%	2,101
Designer		19.3%	652
Systems administrator		17.5%	591
Information architect		11.5%	388
Usability expert		3.6%	120
Software architect		19.1%	644
Content strategist		3.8%	129
Business owner / manager		20.7%	696
Project manager		15.2%	512
Content editor		7.6%	257
Marketing person		2.7%	91
Sales person		1.7%	57
IT director		5.8%	194
answered question		3,370	
skipped question		25	








4. How long have you been working with Drupal?

		Response Percent	Response Count
Haven't started yet		0.9%	30
Less than one year		10.3%	345
1 year		10.2%	344
2 years		18.6%	627
3 years		20.8%	701
4 years		16.6%	559
5 years		13.4%	451
6 years		6.2%	207
7 years		1.7%	58
8 years		0.9%	31
9 years		0.0%	1
10 years		0.1%	5
More than 10 years		0.1%	5
answered question			3,364
skipped question			31





5. How would you classify your knowledge level of Drupal?

		Response Percent	Response Count
Haven't started yet		0.7%	25
Beginner		10.1%	342
Intermediate		37.5%	1,273
Advanced		38.5%	1,307
Expert		13.2%	448
		answered question	3,395
		skipped question	0












6. How many Drupal sites are you actively involved in?

		Response Percent	Response Count
0		1.9%	65
1-10		59.2%	2,011
11-25		24.3%	824
26-50		8.6%	293
51-100		3.1%	105
101-1000		2.4%	83
More than 1000		0.4%	14
		answered question	3,395
		skipped question	0





















7. Do you make money with Drupal?

		Response Percent	Response Count
Yes, Drupal is my main source of income		43.7%	1,468
Yes, but Drupal is not my main source of income		36.2%	1,215
No, Drupal is mostly a hobby		15.2%	511
No, I'm still evaluating Drupal		4.9%	165
		answered question	3,359
		skipped question	36











8. What makes Drupal awesome? (Choose up to 3 answers)

		Response Percent	Response Count
Flexibility		72.3%	2,370
Community innovation		44.8%	1,468
Help and support		11.9%	391
Ease of use		8.7%	284
No license fee		34.5%	1,131
Adoption and proven track record		15.6%	513
Interoperability with external systems		7.7%	253
Commercial ecosystem		3.2%	106
Embracing of open standards		29.9%	981
Number of available modules		54.0%	1,771
Other (please specify)		5.7%	188
		answered question	3,279
		skipped question	116

9. What are Drupal's biggest challenges? (Choose up to 3 answers)

		Response Percent	Response Count
Performance and scalability		22.5%	735
Configuration management		23.9%	779
Content staging		22.0%	716
Mobile support		13.2%	431
Lack of support/documentation		16.0%	522
Determining what modules to use		24.3%	792
Media/asset management		18.8%	613
Creating a site design		11.1%	361
Migrating from other platforms		6.1%	200
Stability		3.6%	117
Release cycle length		6.3%	207
Security		2.8%	92
Usability and ease of use		28.1%	917
Lack of backward compatibility		8.2%	269
Finding good Drupal talent		13.7%	447
Rate of Drupal 7 adoption		16.1%	525
Lack of awareness in market		6.3%	205
Losing the low-end/grassroots market		7.2%	235
Increasing complexity (of core)		19.1%	624
Other (please specify)		11.4%	371
		answered question	3,261
		skipped question	134




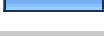












10. What are Drupal's biggest opportunities? (Choose up to 3 answers)

		Response Percent	Response Count
Distributions		27.3%	865
Internationalization		24.7%	784
E-commerce		28.5%	903
Third-party integration		26.5%	840
Mobile		36.6%	1,160
Personalization and targeting		23.1%	732
IT cost reductions		32.0%	1,015
Replacing legacy platforms		38.4%	1,215
Support for high-traffic sites		27.7%	879
Other (please specify)		4.4%	140
		answered question	3,168
		skipped question	227


















11. What are your 3 most wanted *end-user* features for Drupal 8? (Choose up to 3 answers)

		Response Percent	Response Count
Better media/asset handling		33.2%	1,075
A WYSIWYG editor		27.0%	876
Better performance		26.4%	855
Content staging		21.9%	709
Content workflow		18.2%	591
A basic Views-like module		13.4%	434
Automatic upgrade functionality for core		24.0%	776
Event/date/calendar handling		12.2%	394
Webforms		5.7%	185
Discussion forum improvements		6.3%	204
Mass editing and inline editing		14.7%	475
Better multilingual support		15.3%	497
Mobile support		27.1%	878
Better usability		22.3%	722
Drag and drop page layout tools		19.7%	639
Other (please specify)		3.9%	125
		answered question	3,240
		skipped question	155

12. What are your 3 most wanted *developer* features for Drupal 8? (Choose up to 3 answers)

		Response Percent	Response Count
Better separation between framework and product		17.3%	544
Better internal APIs (easier to use, consistency)		27.1%	851
Configuration management (exportables)		35.3%	1,108
Better search architecture		14.7%	461
More object oriented programming (OOP)		14.7%	462
Better automated testing infrastructure		7.1%	222
Automated performance testing		10.0%	315
More granular access control		12.8%	403
Better performance for authenticated users		24.1%	756
Content import/export tools in core		25.2%	791
Native HTML 5/CSS3 support		40.7%	1,278
Smarter cache invalidation		8.5%	267
Mail subsystem (with queues and accounting)		8.9%	278
Enhance code quality		6.6%	207
Web services: ability to serve the same page in multiple output formats (XML, JSON)		24.0%	755
Other (please specify)		4.6%	144
answered question			3,140















13. What are your top desired Drupal.org improvements? (Choose up to 3 answers)


		Response Percent	Response Count
Better documentation		46.1%	1,444
Quality/popularity ratings for modules		43.6%	1,365
Per project support forum		11.9%	374
Security reviews for modules and themes		18.5%	579
Automated performance testing		11.5%	361
Make it easier to translate modules		7.5%	236
More Drupal install profiles / distributions		16.9%	529
Better position/branding on Drupal.org home page		3.3%	104
Better subscriptions/notifications		23.9%	748
Better showcase of Drupal sites		16.0%	501
Whitepapers and other marketing materials		7.4%	231
Marketplace to connect Drupal companies with clients		11.7%	367
Donations for project developers		12.5%	390
Badges/karma recognition		8.3%	260
Better social networking features ("follow", "friends")		12.1%	380
Better tools for brainstorming on major initiatives		14.3%	449
Other (please specify)		6.4%	200

answered question 3,132

skipped question 263

14. What should the Drupal Association focus on? (Choose up to 3 answers)




		Response Percent	Response Count
Support regional and local Drupal communities		26.3%	793
Work on and fund drupal.org improvements		27.4%	826
Award grants or bounties for compelling ideas		20.7%	626
Provide better tools for contributors		30.1%	910
Organize Drupal Conference in more continents		14.9%	449
Promote Drupal awareness outside of the community		29.7%	896
Promote Drupal success within the community		11.6%	349
Protect the Drupal trademark/brand		6.5%	197
Help grow the commercial ecosystem around Drupal		19.3%	582
Create training/certification program		28.7%	868
Advance Drupal education in schools		15.1%	456
Outreach with other open source communities		15.2%	458
Hire more staff vs. relying on volunteers		11.5%	347
Improve accountability and transparency		11.5%	346

Other (please specify)		2.9%	87
		answered question	3,020
		skipped question	375

15. What is the name of Drupal's number one competitor?

			Response Count
			2,787
		answered question	2,787
		skipped question	608

16. What is most important to increase Drupal adoption?

		Response Percent	Response Count
Doing more marketing and promotion		15.0%	467
Building a better product		57.6%	1,796
Doing more training and education		27.4%	853
		answered question	3,116
		skipped question	279

17. Describe Drupal in one word?

			Response Count
			2,889
		answered question	2,889
		skipped question	506

18. Any other thoughts or concluding remarks about Drupal's future? (Dries will review them all and potentially talk about them either in blog posts or in his DrupalCon London keynote.)

**Response
Count**

1,490

answered question

1,490

skipped question

1,905